

Signify Classified - Internal
Cooper Lighting Solutions Photometric Lab
1121 Highway 74 South
Peachtree City, GA 30269



Scaled data based on original data using
LM-79-08 Approved Method: Electrical and Photometric Measurements of Solid-
State Lighting Products

Test Report Prepared for
Cooper Lighting Solutions
(formerly Eaton)

Brand: STREETWORKS

Report Number: P867921

Luminaire Tested: **MEM2-HSN-SA-100-722-U-T2R-HSS**

Issue Date: 08/21/2024

Test Information

Test Method: LM-79-08
Report Number: P867921
Test Lab: INNOVATION CENTER(G3)
Issue Date: 08/21/2024
Manufacturer: COOPER LIGHTING SOLUTIONS (FORMERLY EATON)
Product Line: STREETWORKS
Catalog Number: MEM2-HSN-SA-100-722-U-T2R-HSS
Description: EPIC MODERN SHORT HOUSING DISCRETE LED ARRAYS 100W 70CRI 2200K
FITXURE w/ TYPE II ROADWAY DISTRIBUTION OPTIC AND HOUSE SIDE SHIELD
Light Source: (20) 2200K CCT, 70 CRI LEDS
Ballast/Driver: ELECTRONIC DRIVER

Summary

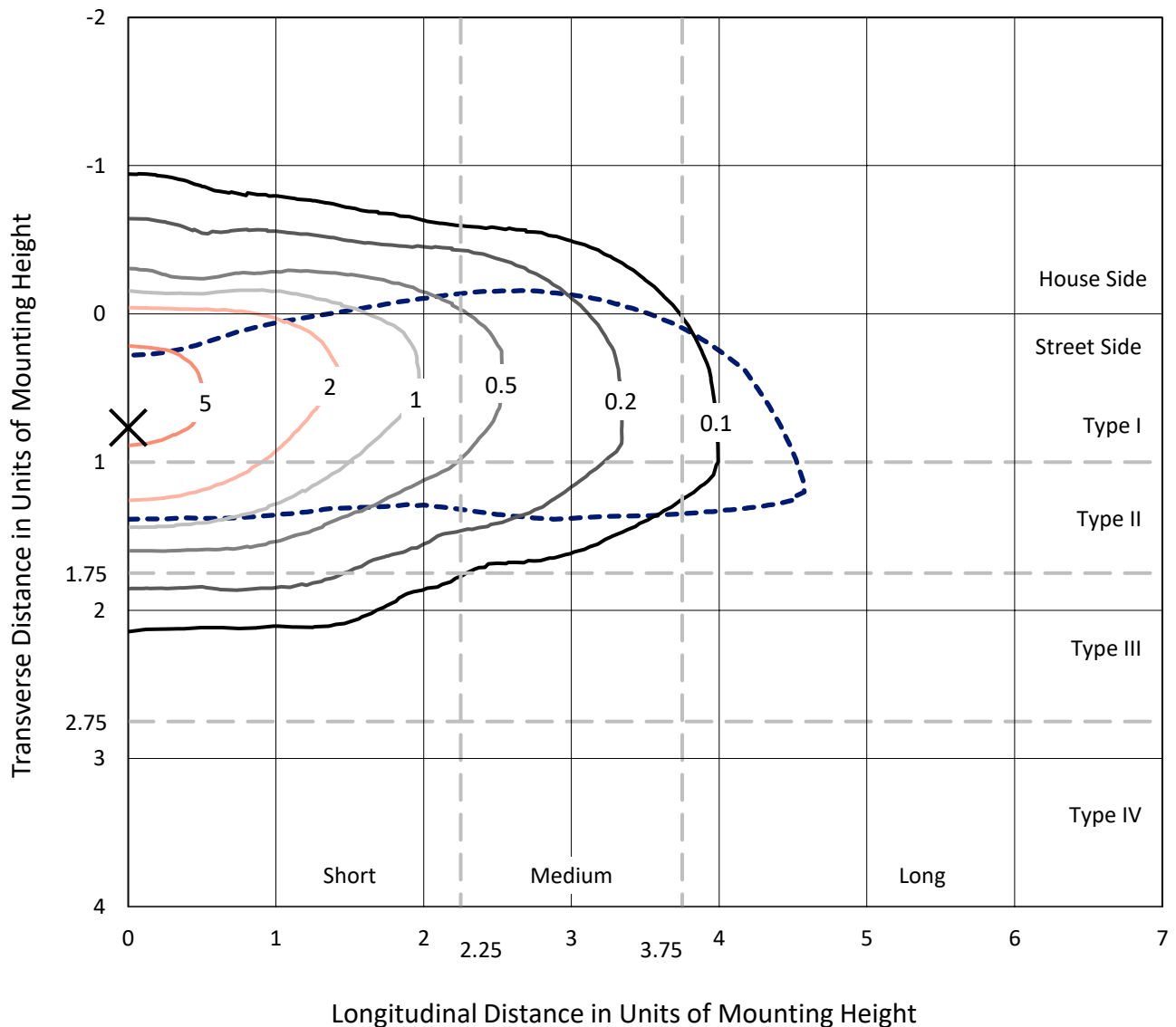
Lumens per Lamp: N/A
Luminaire Lumens: 7891.6 lumens
Efficiency: N/A
Efficacy: 87.7 lumens/watt
Luminous Opening: Rectangular (W 0.67' x L: 0.33' x H: 0')
IES Classification: Type II - Short
BUG Rating: B1 - U0 - G1

Input Watts (W): 90
Input Voltage (V): 120
Input Current (A_{in}): NR
Voltage Rise (V): NR
Power Factor: 0.99
Total Harmonic Distortion (THDi): 6.20%
Frequency (hertz): 60
Stabilization Time: NR
Operation Time: NR
Ambient Temperature (°C): NR
Test Distance: 24 FT

REPORT NUMBER: P867921
 CATALOG NUMBER: MEM2-HSN-SA-100-722-U-T2R-HSS

Iso-Footcandle Lines of Horizontal Illumination

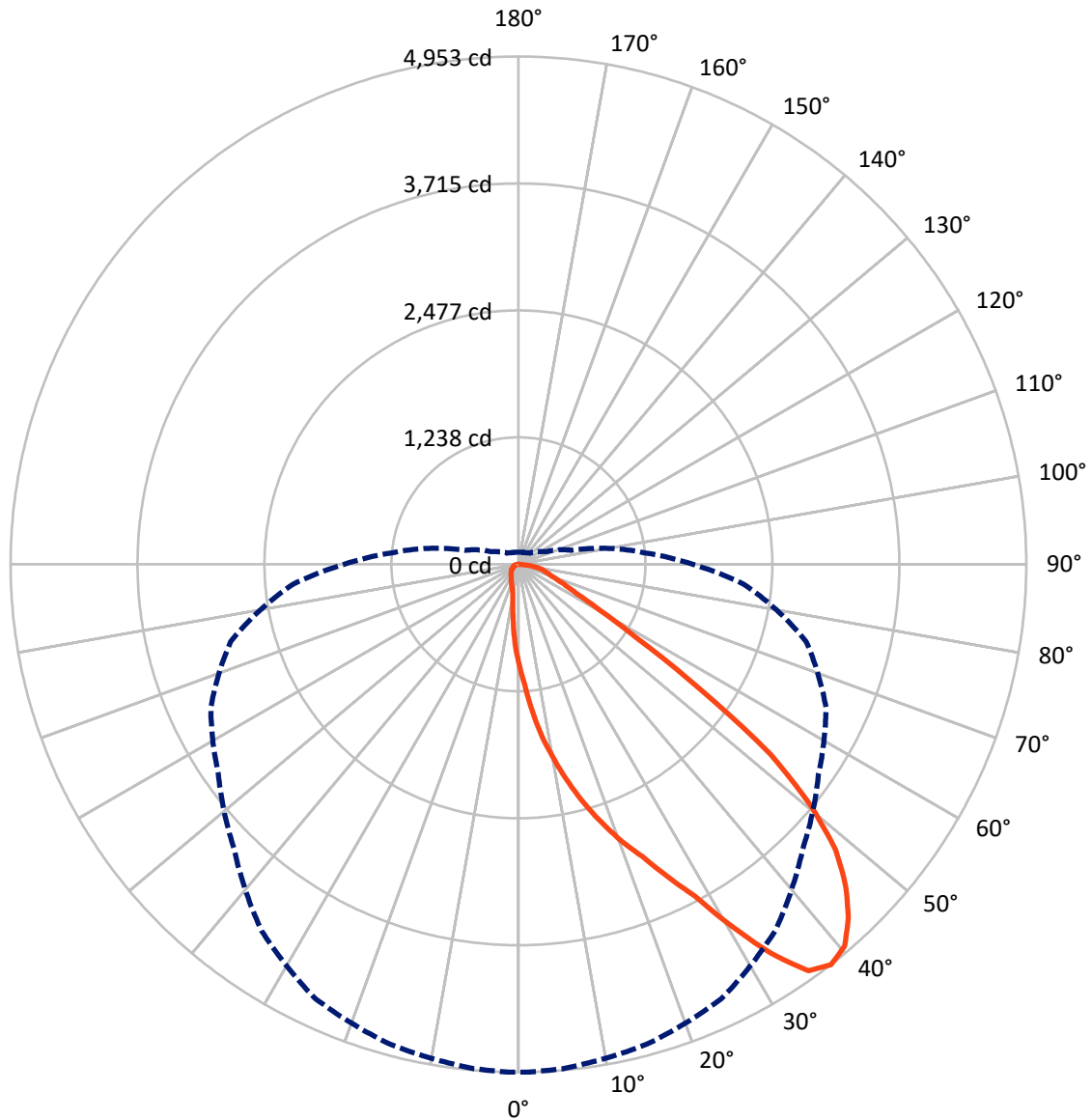
× Max cd
 - - - 1/2 Max cd



Based on 20 foot mounting height. Maximum calculated value = 6.8 fc
 Type II - Short - N/A

REPORT NUMBER: P867921
CATALOG NUMBER: MEM2-HSN-SA-100-722-U-T2R-HSS

Luminous Intensity Polar Plot



— Vertical Plane Through 0-Deg Lateral - - - Horizontal Cone Through 37.5-Deg Vertical

REPORT NUMBER: P867921
 CATALOG NUMBER: MEM2-HSN-SA-100-722-U-T2R-HSS

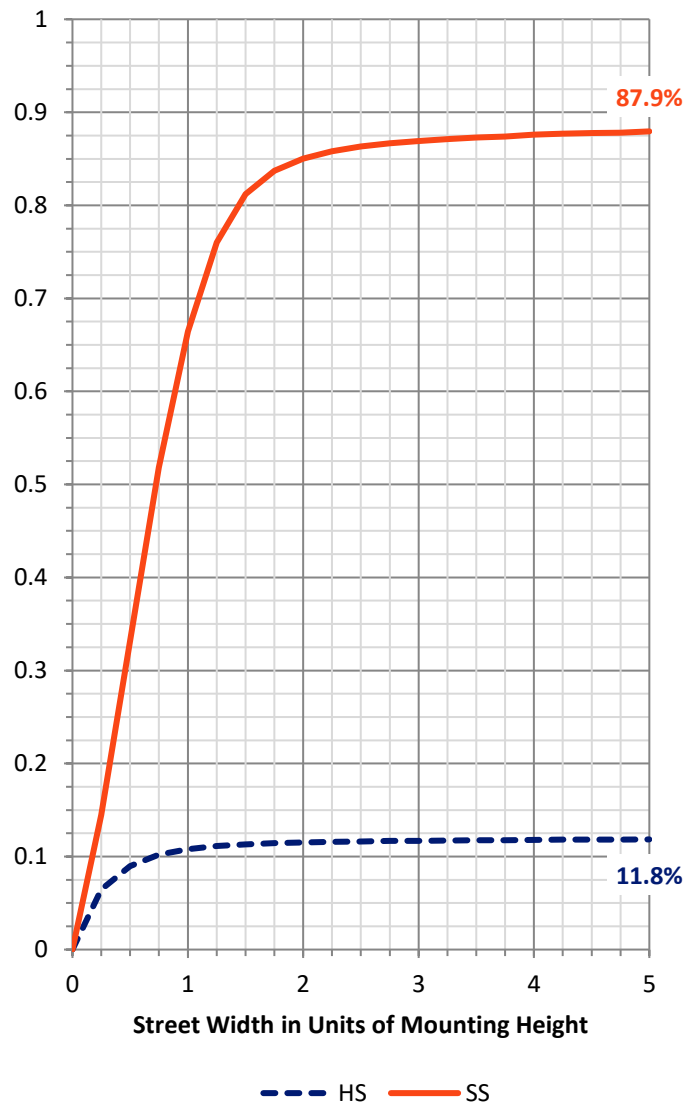
FLUX DISTRIBUTION:

		Downward	Upward	Total
House Side	Lumens	941.2	0.0	941.2
	% Fixture	11.9	0.0	11.9
Street Side	Lumens	6950.3	0.0	6950.3
	% Fixture	88.1	0.0	88.1
Total	Lumens	7891.6	0.0	7891.6
	% Fixture	100.0	0.0	100.0

Coefficient of Utilization

ZONAL LUMENS:

Zone	Lumens	% Fixture
0°-10°	98.1	1.2
10°-20°	342.9	4.3
20°-30°	707.6	9.0
30°-40°	1245.0	15.8
40°-50°	1690.4	21.4
50°-60°	1674.8	21.2
60°-70°	1289.4	16.3
70°-80°	748.3	9.5
80°-90°	95.2	1.2
90°-100°	0.0	0.0
100°-110°	0.0	0.0
110°-120°	0.0	0.0
120°-130°	0.0	0.0
130°-140°	0.0	0.0
140°-150°	0.0	0.0
150°-160°	0.0	0.0
160°-170°	0.0	0.0
170°-180°	0.0	0.0
0°-90°	7891.6	100.0
0°-180°	7891.6	100.0



REPORT NUMBER: P867921

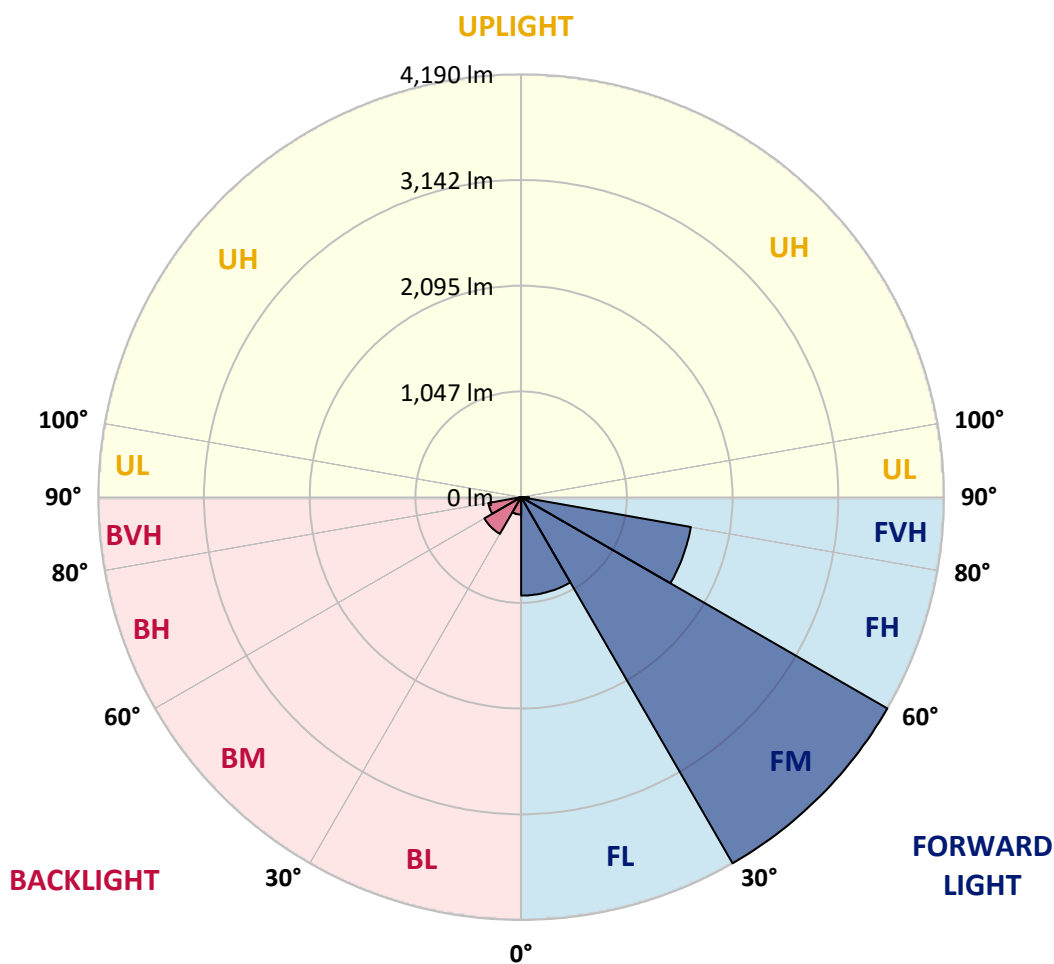
CATALOG NUMBER: MEM2-HSN-SA-100-722-U-T2R-HSS

LUMINAIRE CLASSIFICATION SYSTEM LUMEN TABLE AND BUG RATING:

Zone	Lumens	% Fixture	Zone Rating/Lumen Limit		
			B	U	G
FL (0°-30°)	975.5	12.4			
FM (30°-60°)	4189.7	53.1			
FH (60°-80°)	1707.4	21.6			G1/1800
FVH (80°-90°)	77.6	1.0			G1/100
BL (0°-30°)	173.1	2.2	B1/500		
BM (30°-60°)	420.4	5.3	B1/1000		
BH (60°-80°)	330.3	4.2	B1/500		G1/500
BVH (80°-90°)	17.5	0.2			G1/100
UL (90°-100°)	0.0	0.0		U0/0	
UH (100°-180°)	0.0	0.0		U0/0	

BUG Rating: B1-U0-G1

Type II Short





REPORT NUMBER: P867921

CATALOG NUMBER: MEM2-HSN-SA-100-722-U-T2R-HSS

CANDELA DISTRIBUTION (FULL):

	0°	1°	5°	15°	25°	35°	45°	55°	65°	75°	85°
0°	977.9	977.9	977.9	977.9	977.9	977.9	977.9	977.9	977.9	977.9	977.9
2.5°	1178.3	1195.9	1182.7	1171.7	1156.3	1140.9	1118.8	1094.6	1063.8	1026.3	993.3
5°	1444.8	1453.6	1449.2	1442.6	1394.1	1347.9	1301.6	1244.4	1165.1	1094.6	1019.7
7.5°	1711.3	1706.9	1695.9	1676.0	1632.0	1579.1	1495.4	1400.7	1288.4	1165.1	1048.4
10°	1944.7	1951.3	1942.5	1911.7	1856.6	1784.0	1682.6	1574.7	1422.8	1251.0	1088.0
12.5°	2189.2	2193.6	2193.6	2127.5	2090.1	1977.8	1869.9	1724.5	1554.9	1356.7	1134.2
15°	2429.3	2420.5	2420.5	2376.4	2310.3	2184.8	2063.7	1887.5	1695.9	1455.8	1187.1
17.5°	2658.3	2662.7	2642.9	2594.4	2530.6	2409.4	2259.7	2065.9	1834.6	1574.7	1242.2
20°	2885.2	2872.0	2863.1	2814.7	2746.4	2603.3	2460.1	2239.9	1997.6	1709.1	1319.2
22.5°	3096.6	3103.2	3081.2	3004.1	2940.2	2810.3	2647.3	2444.7	2169.4	1843.4	1402.9
25°	3369.7	3347.7	3367.5	3275.0	3175.9	3021.7	2836.7	2636.3	2356.6	2008.6	1506.5
27.5°	3660.4	3673.6	3662.6	3561.3	3427.0	3219.9	3026.1	2812.5	2546.0	2165.0	1623.2
30°	4094.3	4087.7	4089.9	3937.9	3715.5	3468.8	3230.9	2997.5	2735.4	2356.6	1759.7
32.5°	4523.8	4548.0	4488.5	4354.2	4098.7	3726.5	3435.8	3175.9	2918.2	2521.8	1898.5
35°	4869.5	4862.9	4838.7	4688.9	4435.7	4074.5	3669.2	3374.1	3112.0	2724.4	2052.7
37.5°	4953.2	4953.2	4937.8	4845.3	4677.9	4365.2	3922.5	3572.3	3310.2	2905.0	2202.4
40°	4898.2	4887.2	4878.4	4816.7	4726.4	4541.4	4189.0	3777.1	3521.7	3138.4	2367.6
42.5°	4717.6	4719.8	4708.8	4673.5	4625.1	4554.6	4354.2	3995.2	3728.7	3358.7	2530.6
45°	4475.3	4479.7	4466.5	4462.1	4437.9	4437.9	4391.6	4167.0	3924.7	3583.3	2709.0
47.5°	4164.8	4162.6	4156.0	4145.0	4193.4	4246.3	4288.1	4263.9	4098.7	3825.6	2869.8
50°	3691.3	3686.8	3706.7	3761.7	3880.7	3997.4	4120.7	4235.3	4224.2	4050.2	3063.6
52.5°	3076.8	3048.1	3070.2	3239.8	3484.2	3744.1	3918.1	4098.7	4288.1	4288.1	3255.2
55°	2151.8	2176.0	2189.2	2438.1	2920.4	3367.5	3673.6	3907.1	4263.9	4477.5	3466.6
57.5°	1369.9	1378.7	1418.4	1687.1	2253.1	2812.5	3354.3	3737.5	4173.6	4636.1	3678.0
60°	922.8	892.0	922.8	1077.0	1621.0	2206.8	2885.2	3523.9	4043.6	4750.6	3911.5
62.5°	651.9	649.7	658.5	748.8	1156.3	1658.4	2297.1	3235.4	3940.1	4757.2	4085.5
65°	526.4	511.0	517.6	568.2	775.3	1215.7	1684.9	2713.4	3847.6	4640.5	4171.4
67.5°	422.9	416.3	420.7	453.7	581.4	914.0	1187.1	2063.7	3651.6	4442.3	4122.9
70°	345.8	348.0	350.2	383.2	462.5	691.6	847.9	1416.2	3233.2	4217.6	3904.9
72.5°	299.5	299.5	301.7	323.8	387.6	548.4	640.9	920.6	2616.5	3975.4	3504.0
75°	264.3	264.3	264.3	284.1	330.4	440.5	497.7	629.9	1878.7	3526.1	2898.4
77.5°	229.1	231.3	231.3	248.9	284.1	343.6	383.2	436.1	1198.1	2724.4	2193.6
80°	176.2	176.2	178.4	198.2	242.3	268.7	281.9	308.3	629.9	1711.3	1391.9
82.5°	123.3	125.5	125.5	127.7	163.0	165.2	152.0	154.2	229.1	568.2	528.6
85°	13.2	15.4	17.6	17.6	28.6	35.2	37.4	35.2	37.4	66.1	66.1
87.5°	0.0	0.0	0.0	0.0	2.2	4.4	4.4	6.6	6.6	6.6	6.6
90°	0.0	0.0	0.0	0.0	0.0	0.0	0.0	0.0	0.0	0.0	0.0



REPORT NUMBER: P867921

CATALOG NUMBER: MEM2-HSN-SA-100-722-U-T2R-HSS

CANDELA DISTRIBUTION (continued):

	90°	95°	105°	115°	125°	135°	145°	155°	165°	175°	180°
0°	977.9	977.9	977.9	977.9	977.9	977.9	977.9	977.9	977.9	977.9	977.9
2.5°	975.7	960.3	927.2	898.6	872.2	850.1	834.7	814.9	799.5	799.5	808.3
5°	982.3	947.0	878.8	814.9	764.2	715.8	671.7	643.1	621.1	607.9	607.9
7.5°	991.1	938.2	834.7	737.8	658.5	581.4	513.2	480.1	447.1	436.1	438.3
10°	1008.7	933.8	795.1	669.5	550.6	453.7	387.6	352.4	334.8	326.0	326.0
12.5°	1028.5	933.8	753.2	592.5	453.7	354.6	314.9	288.5	279.7	275.3	270.9
15°	1055.0	938.2	718.0	511.0	370.0	299.5	270.9	255.5	246.7	242.3	242.3
17.5°	1085.8	942.6	680.5	444.9	314.9	264.3	242.3	231.3	222.4	218.0	218.0
20°	1125.4	953.6	643.1	385.4	275.3	242.3	222.4	211.4	202.6	200.4	198.2
22.5°	1173.9	971.3	605.7	337.0	248.9	220.2	202.6	193.8	187.2	182.8	182.8
25°	1231.2	993.3	577.0	301.7	229.1	204.8	189.4	178.4	171.8	169.6	169.6
27.5°	1310.4	1030.7	548.4	275.3	213.6	189.4	174.0	165.2	158.6	156.4	154.2
30°	1385.3	1077.0	535.2	268.7	202.6	176.2	165.2	154.2	147.6	145.4	143.2
32.5°	1482.2	1129.8	526.4	268.7	198.2	167.4	154.2	145.4	138.8	136.5	134.3
35°	1585.7	1191.5	526.4	277.5	200.4	160.8	145.4	136.5	129.9	125.5	125.5
37.5°	1698.1	1253.2	530.8	290.7	207.0	156.4	136.5	127.7	121.1	118.9	118.9
40°	1817.0	1336.9	539.6	301.7	213.6	154.2	127.7	121.1	114.5	110.1	110.1
42.5°	1927.1	1402.9	555.0	314.9	218.0	152.0	121.1	114.5	107.9	105.7	105.7
45°	2054.9	1475.6	568.2	323.8	218.0	145.4	114.5	107.9	103.5	101.3	99.1
47.5°	2156.2	1535.1	574.8	328.2	213.6	138.8	107.9	103.5	99.1	94.7	96.9
50°	2279.5	1599.0	585.8	330.4	204.8	129.9	103.5	96.9	92.5	90.3	90.3
52.5°	2398.4	1662.8	594.7	326.0	193.8	118.9	96.9	92.5	88.1	83.7	83.7
55°	2539.4	1733.3	607.9	319.4	176.2	107.9	90.3	85.9	79.3	77.1	74.9
57.5°	2700.2	1825.8	618.9	306.1	154.2	96.9	85.9	79.3	70.5	66.1	66.1
60°	2847.7	1931.5	627.7	273.1	134.3	90.3	79.3	72.7	63.9	61.7	61.7
62.5°	3006.3	2041.6	627.7	215.8	114.5	81.5	74.9	68.3	59.5	57.3	57.3
65°	3116.4	2140.8	607.9	160.8	96.9	77.1	72.7	63.9	55.1	52.9	52.9
67.5°	3147.3	2202.4	552.8	114.5	83.7	72.7	68.3	59.5	52.9	48.5	48.5
70°	3048.1	2154.0	451.5	88.1	72.7	66.1	61.7	55.1	48.5	46.3	46.3
72.5°	2764.0	1969.0	337.0	74.9	63.9	61.7	57.3	50.7	46.3	44.0	44.0
75°	2314.7	1636.4	237.9	66.1	59.5	55.1	50.7	46.3	41.8	41.8	41.8
77.5°	1753.1	1182.7	147.6	59.5	50.7	50.7	46.3	41.8	39.6	37.4	37.4
80°	1132.0	746.6	83.7	41.8	35.2	37.4	33.0	28.6	28.6	26.4	26.4
82.5°	480.1	295.1	44.0	24.2	17.6	15.4	11.0	11.0	8.8	8.8	8.8
85°	48.5	17.6	8.8	6.6	6.6	4.4	4.4	4.4	4.4	2.2	2.2
87.5°	6.6	6.6	6.6	4.4	4.4	4.4	2.2	2.2	2.2	2.2	2.2
90°	0.0	0.0	0.0	0.0	0.0	0.0	0.0	0.0	0.0	0.0	0.0

LM-79-2019: Approved Method: Electrical and Photometric Measurements of Solid-State Lighting Products

Report Prepared for

Cooper Lighting Solutions

Streetworks

Report Number: SP1-2407-157-2

Test Date: 08/07/2024

Luminaire Tested: MEM2-HTN-SA-40-722-U-5WQ-2

Data in this report applies to families of products including MEM2-HTN-SA-40-722-U-5WQ-2

Test Information

Test Method: LM-79-2019
 Report Number: SP1-2407-157-2
 Test Lab: COOPER LIGHTING SOLUTIONS
 Photometer: SP1 - 76IN SPHERE
 Measurement Geometry: 4π
 Issue Date: 08/20/2024
 Manufacturer: COOPER LIGHTING SOLUTIONS
 Product Line: Streetworks
 Catalog Number: **MEM2-HTN-SA-40-722-U-5WQ-2**
 Description: Epic Modern Light Square 40W 5WQ Optic and Flare Trim

Spectral Parameters

CCT (K): 2253
 CIE u': 0.2868
 CIE v': 0.5332
 Duv: -0.0014
 CIE x: 0.4974
 CIE y: 0.4110
 CIE z: 0.0915
 Peak Wavelength (nm): 603
 Dominant Wavelength (nm): 587
 Purity: 72.69432
 Rf: 76.9
 Rg: 92.7

CRI (Ra):	70.6		
R1:	68.4	R9:	-36.0
R2:	88.7	R10:	78.2
R3:	85.4	R11:	61.0
R4:	63.5	R12:	74.2
R5:	69.0	R13:	72.8
R6:	88.9	R14:	92.2
R7:	68.5	R15:	58.0
R8:	32.0		



Test Conditions

Stabilization Time: 29M
 Operation Time: 1H 29M
 Sphere Temperature (°C): 24.1

REPORT NUMBER: SP1-2407-157-2

Measurement and Test Equipment			
Instrument	Identification Number	Calibration Date	Calibration Due Date
Photometer	IN0058	6/18/2024	12/18/2024
Power Meter	INXT2011004	2/8/2024	2/8/2025
AC Power Source	IN0063	10/24/2023	10/24/2024
DC Power Source	IN0208	10/24/2023	10/24/2024
Sphere Thermometer	IN0085	10/24/2023	10/24/2024
Room Thermometer	IN0046	10/24/2023	10/24/2024

REPORT NUMBER: SP1-2407-157-2

CIE 1931 Chromaticity Diagram



CIE 1931 Chromaticity Diagram with 2017 ANSI 7-Step and 4-Step Quadrangles



Point lies inside the ANSI 2200K 4-step quadrangle

REPORT NUMBER: SP1-2407-157-2

Photopic Flux vs. Wavelength



Photopic Lumens: NR

λ (nm)	Power W [^] /nm	Lumens (φ/nm)	λ (nm)	Power W [^] /nm	Lumens (φ/nm)	λ (nm)	Power W [^] /nm	Lumens (φ/nm)	λ (nm)	Power W [^] /nm	Lumens (φ/nm)	λ (nm)	Power W [^] /nm	Lumens (φ/nm)
360	0	NR	490	117	NR	620	896	NR	750	20	NR	880	0	NR
365	0	NR	495	137	NR	625	838	NR	755	17	NR	885	0	NR
370	0	NR	500	160	NR	630	774	NR	760	14	NR	890	0	NR
375	0	NR	505	183	NR	635	704	NR	765	12	NR	895	0	NR
380	0	NR	510	202	NR	640	635	NR	770	10	NR	900	0	NR
385	0	NR	515	219	NR	645	565	NR	775	9	NR	905	0	NR
390	0	NR	520	235	NR	650	501	NR	780	7	NR	910	0	NR
395	0	NR	525	249	NR	655	440	NR	785	6	NR	915	0	NR
400	0	NR	530	263	NR	660	383	NR	790	5	NR	920	0	NR
405	0	NR	535	281	NR	665	332	NR	795	5	NR	925	0	NR
410	1	NR	540	302	NR	670	286	NR	800	4	NR	930	0	NR
415	3	NR	545	331	NR	675	245	NR	805	3	NR	935	0	NR
420	6	NR	550	366	NR	680	210	NR	810	3	NR	940	0	NR
425	12	NR	555	411	NR	685	178	NR	815	3	NR	945	0	NR
430	21	NR	560	469	NR	690	152	NR	820	2	NR	950	0	NR
435	38	NR	565	536	NR	695	129	NR	825	2	NR	955	0	NR
440	66	NR	570	614	NR	700	109	NR	830	2	NR	960	0	NR
445	122	NR	575	701	NR	705	92	NR	835	1	NR	965	0	NR
450	215	NR	580	785	NR	710	77	NR	840	1	NR	970	0	NR
455	236	NR	585	863	NR	715	66	NR	845	1	NR	975	0	NR
460	170	NR	590	928	NR	720	55	NR	850	1	NR	980	0	NR
465	148	NR	595	971	NR	725	47	NR	855	1	NR	985	0	NR
470	132	NR	600	994	NR	730	40	NR	860	1	NR	990	0	NR
475	104	NR	605	996	NR	735	33	NR	865	1	NR	995	0	NR
480	97	NR	610	979	NR	740	28	NR	870	1	NR	1000	0	NR
485	105	NR	615	943	NR	745	24	NR	875	0	NR			

REPORT NUMBER: SP1-2407-157-2

Scotopic Flux vs. Wavelength



Scotopic Lumens: NR

S/P: 0.96

λ (nm)	Power W [^] /nm	Lumens (φ/nm)	λ (nm)	Power W [^] /nm	Lumens (φ/nm)	λ (nm)	Power W [^] /nm	Lumens (φ/nm)	λ (nm)	Power W [^] /nm	Lumens (φ/nm)	λ (nm)	Power W [^] /nm	Lumens (φ/nm)
360	0	NR	490	117	NR	620	896	NR	750	20	NR	880	0	NR
365	0	NR	495	137	NR	625	838	NR	755	17	NR	885	0	NR
370	0	NR	500	160	NR	630	774	NR	760	14	NR	890	0	NR
375	0	NR	505	183	NR	635	704	NR	765	12	NR	895	0	NR
380	0	NR	510	202	NR	640	635	NR	770	10	NR	900	0	NR
385	0	NR	515	219	NR	645	565	NR	775	9	NR	905	0	NR
390	0	NR	520	235	NR	650	501	NR	780	7	NR	910	0	NR
395	0	NR	525	249	NR	655	440	NR	785	6	NR	915	0	NR
400	0	NR	530	263	NR	660	383	NR	790	5	NR	920	0	NR
405	0	NR	535	281	NR	665	332	NR	795	5	NR	925	0	NR
410	1	NR	540	302	NR	670	286	NR	800	4	NR	930	0	NR
415	3	NR	545	331	NR	675	245	NR	805	3	NR	935	0	NR
420	6	NR	550	366	NR	680	210	NR	810	3	NR	940	0	NR
425	12	NR	555	411	NR	685	178	NR	815	3	NR	945	0	NR
430	21	NR	560	469	NR	690	152	NR	820	2	NR	950	0	NR
435	38	NR	565	536	NR	695	129	NR	825	2	NR	955	0	NR
440	66	NR	570	614	NR	700	109	NR	830	2	NR	960	0	NR
445	122	NR	575	701	NR	705	92	NR	835	1	NR	965	0	NR
450	215	NR	580	785	NR	710	77	NR	840	1	NR	970	0	NR
455	236	NR	585	863	NR	715	66	NR	845	1	NR	975	0	NR
460	170	NR	590	928	NR	720	55	NR	850	1	NR	980	0	NR
465	148	NR	595	971	NR	725	47	NR	855	1	NR	985	0	NR
470	132	NR	600	994	NR	730	40	NR	860	1	NR	990	0	NR
475	104	NR	605	996	NR	735	33	NR	865	1	NR	995	0	NR
480	97	NR	610	979	NR	740	28	NR	870	1	NR	1000	0	NR
485	105	NR	615	943	NR	745	24	NR	875	0	NR			

REPORT NUMBER: SP1-2407-157-2

Melanopic Flux vs. Wavelength



Melanopic Lumens: NR

M/P: 1.71

λ (nm)	Power W [^] /nm	Lumens (φ/nm)	λ (nm)	Power W [^] /nm	Lumens (φ/nm)	λ (nm)	Power W [^] /nm	Lumens (φ/nm)	λ (nm)	Power W [^] /nm	Lumens (φ/nm)	λ (nm)	Power W [^] /nm	Lumens (φ/nm)
360	0	NR	490	117	NR	620	896	NR	750	20	NR	880	0	NR
365	0	NR	495	137	NR	625	838	NR	755	17	NR	885	0	NR
370	0	NR	500	160	NR	630	774	NR	760	14	NR	890	0	NR
375	0	NR	505	183	NR	635	704	NR	765	12	NR	895	0	NR
380	0	NR	510	202	NR	640	635	NR	770	10	NR	900	0	NR
385	0	NR	515	219	NR	645	565	NR	775	9	NR	905	0	NR
390	0	NR	520	235	NR	650	501	NR	780	7	NR	910	0	NR
395	0	NR	525	249	NR	655	440	NR	785	6	NR	915	0	NR
400	0	NR	530	263	NR	660	383	NR	790	5	NR	920	0	NR
405	0	NR	535	281	NR	665	332	NR	795	5	NR	925	0	NR
410	1	NR	540	302	NR	670	286	NR	800	4	NR	930	0	NR
415	3	NR	545	331	NR	675	245	NR	805	3	NR	935	0	NR
420	6	NR	550	366	NR	680	210	NR	810	3	NR	940	0	NR
425	12	NR	555	411	NR	685	178	NR	815	3	NR	945	0	NR
430	21	NR	560	469	NR	690	152	NR	820	2	NR	950	0	NR
435	38	NR	565	536	NR	695	129	NR	825	2	NR	955	0	NR
440	66	NR	570	614	NR	700	109	NR	830	2	NR	960	0	NR
445	122	NR	575	701	NR	705	92	NR	835	1	NR	965	0	NR
450	215	NR	580	785	NR	710	77	NR	840	1	NR	970	0	NR
455	236	NR	585	863	NR	715	66	NR	845	1	NR	975	0	NR
460	170	NR	590	928	NR	720	55	NR	850	1	NR	980	0	NR
465	148	NR	595	971	NR	725	47	NR	855	1	NR	985	0	NR
470	132	NR	600	994	NR	730	40	NR	860	1	NR	990	0	NR
475	104	NR	605	996	NR	735	33	NR	865	1	NR	995	0	NR
480	97	NR	610	979	NR	740	28	NR	870	1	NR	1000	0	NR
485	105	NR	615	943	NR	745	24	NR	875	0	NR			

Summary

$R_f = 76.9$
 $R_g = 92.7$
 CIE $R_a = 70.6$
 $R_9 = -36.0$



Color Vector Graphics



Individual Sample Fidelity Index ($R_{f,i}$)

CES01 = 87	CES26 = 76	CES51 = 88	CES76 = 78
CES02 = 65	CES27 = 94	CES52 = 85	CES77 = 75
CES03 = 32	CES28 = 93	CES53 = 80	CES78 = 79
CES04 = 72	CES29 = 81	CES54 = 86	CES79 = 82
CES05 = 51	CES30 = 91	CES55 = 83	CES80 = 81
CES06 = 52	CES31 = 83	CES56 = 77	CES81 = 51
CES07 = 44	CES32 = 75	CES57 = 75	CES82 = 92
CES08 = 42	CES33 = 88	CES58 = 76	CES83 = 88
CES09 = 29	CES34 = 88	CES59 = 84	CES84 = 90
CES10 = 79	CES35 = 94	CES60 = 91	CES85 = 65
CES11 = 62	CES36 = 90	CES61 = 82	CES86 = 48
CES12 = 68	CES37 = 97	CES62 = 91	CES87 = 76
CES13 = 45	CES38 = 98	CES63 = 86	CES88 = 78
CES14 = 75	CES39 = 97	CES64 = 70	CES89 = 61
CES15 = 72	CES40 = 94	CES65 = 71	CES90 = 80
CES16 = 48	CES41 = 95	CES66 = 71	CES91 = 80
CES17 = 51	CES42 = 89	CES67 = 70	CES92 = 51
CES18 = 57	CES43 = 80	CES68 = 74	CES93 = 68
CES19 = 74	CES44 = 99	CES69 = 84	CES94 = 44
CES20 = 68	CES45 = 83	CES70 = 72	CES95 = 66
CES21 = 88	CES46 = 81	CES71 = 75	CES96 = 75
CES22 = 81	CES47 = 88	CES72 = 89	CES97 = 76
CES23 = 92	CES48 = 73	CES73 = 68	CES98 = 72
CES24 = 92	CES49 = 82	CES74 = 85	CES99 = 63
CES25 = 73	CES50 = 87	CES75 = 80	



Color Rendition by Hue-Angle Bin



Measure Comparisons



(END OF REPORT)